




PSE

Vandal and Weather Resistant Keypad.

N761



FEATURES

- Suitable for indoor/outdoor usage.
- Durable and attractive metal keypad construction (chromed Zamak).
- Vandal Resistant.
- Highly Weather Resistant.
- 12 or 24 Volt D.C. Backlighting (PSE-IL model only).
- Compatible with all Nidac Presco decoders.
- Easily surface mounted using PSE-SMT.
- Two wire operation (third required for backlighting).
- Operating temperature range of 0°C to 70°C.
- 36 month (3 year) manufacturers warranty.

SPECIFICATIONS

Dimensions: 114mm Height x 95mm Width x 45mm Depth.

Weight: 550 grams.

Current: 0.25mA standby.
7mA operation.

Backlighting:

Voltage: 12V D.C. or 24V D.C.

Current: 35mA.

IMPORTANT: When using the PSE in an area subject to static discharges the case of the PSE should be connected to EARTH GROUND through one of the mounting screws to protect against damage, a lead is supplied for this purpose.

OPERATION

The PSE can be used to perform all the functions of a standard Presco PRE keypad. The only difference in operation is the use of the # key instead of the E key.

The # key is a dual purpose key. When it is pressed as the first key in a code sequence it generates a #, when pressed as a subsequent key it then becomes the E key.

Should it be necessary to generate a # in the middle of a code sequence then you must press and hold the * key down, press the # key then release both keys.

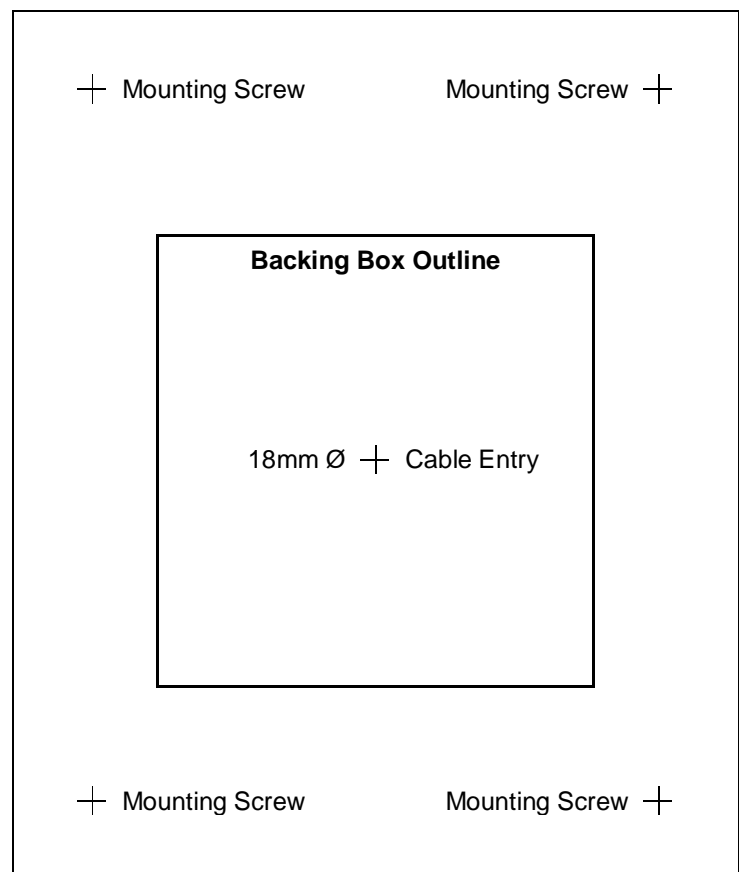
Examples

Code sequences using a PRE

1. * 1 1 2 3 4 E
2. 1 2 3 4 E
3. # 1 1 2 3 4 E
4. # 1 E

Equivalent code sequences using the PSE

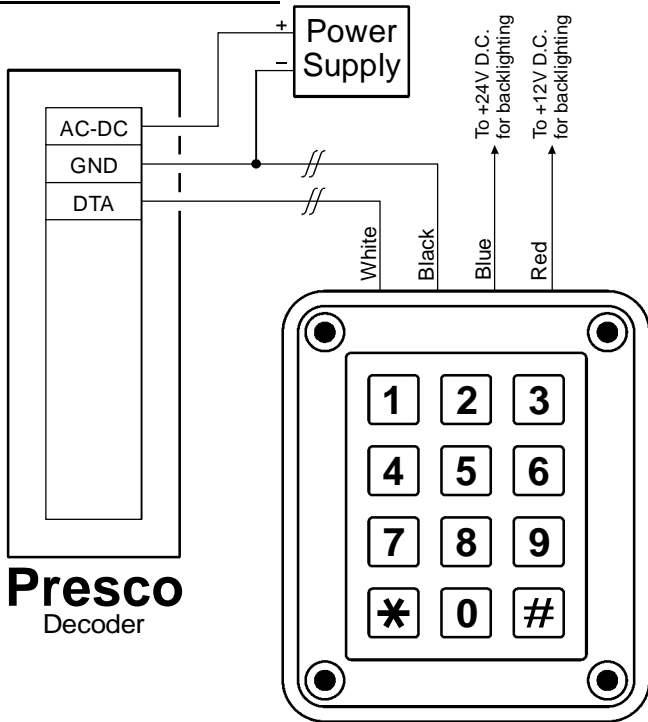
1. * 1 1 2 3 4 #
2. 1 2 3 4 #
3. # 1 1 2 3 4 #
4. # 1 #



PSE Mounting Template

IMPORTANT: When using the PSE in an area subject to static discharges the case of the PSE should be connected to EARTH GROUND through one of the mounting screws to protect against damage, a lead is supplied for this purpose.

PSE WIRING DIAGRAM



CONNECTIONS

Black wire = GND (Negative).

White wire = DTA (Data).

Blue wire = +24V D.C. for backlighting (PSE-IL only).

Red wire = +12V D.C. for backlighting (PSE-IL only).

Note: Use either the Blue or Red wire for backlighting purposes **not both**.

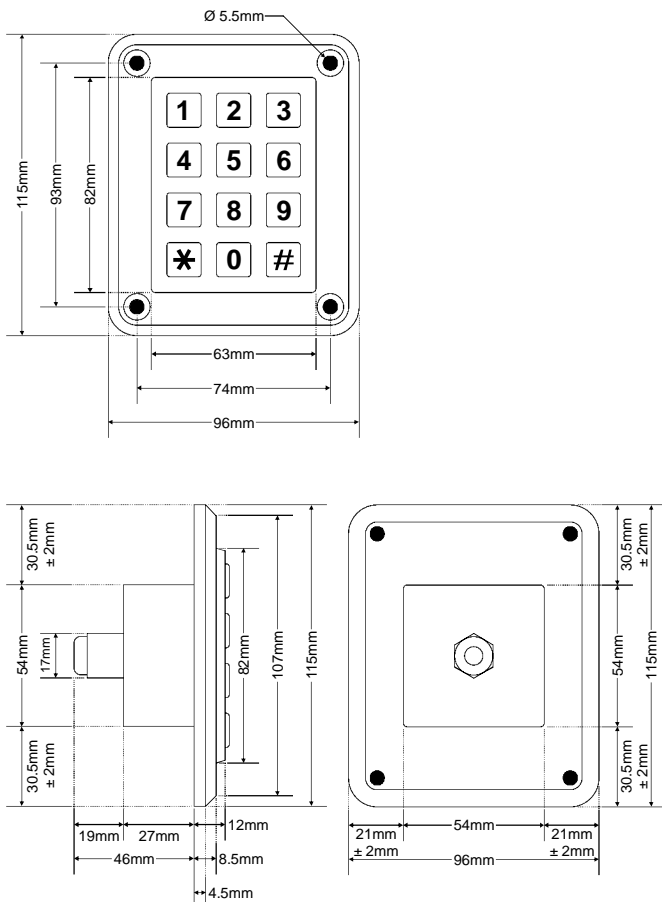
WARRANTY

The manufacturer will replace or repair this product if proven to be faulty (excluding accidental or malicious damage) under the 36 month warranty offered from the date of purchase.

As NIDAC Security Pty. Ltd. or it's agents do not perform the final installation, inspection or training in the use of this product, they cannot be held liable for injury, loss or damage directly or consequentially arising from the use or misuse of this product.

The software design of the NIDAC Presco™ is protected internationally. Design improvement and specification changes are subject to change without notice. All designs are copyright protected.

DIMENSIONS



OTHER MODELS AND ACCESSORIES

- PRE** Standard Presco™ keypad encoder for all Presco™ decoders, available in charcoal or ivory.
- PIM** Presco™ Interface Module for Dallas iButton™, Clock & Data (Magnetic Card) or Wiegand readers.
- PAC1** Single Door Access Controller, 5A. 30V Electric Latch Control SPST relay, 400 timed or toggled user codes, 12-24V D.C. or 16-24V A.C. operation. Door Open Too Long, Door Forced and EGRESS functions built in.
- PAC2** 2 Door Access Controller, same features as PAC1 but can control two doors independently.
- PRX** Presco™ proximity card reader for PAC1, PAC2 or Wiegand input controller.
- CT1** User configurable general purpose timer module.
- PSE-SMT** Surface mount box for PSE keypad.

